

















































Speciality	Application \ Laser	Fox IV 445 nm	Wolf 445 nm	Wolf 445 nm + FlowControl	Fox 514 nm	Nuolas	Fox & Fox IV 980 nm	Wolf 980 nm	C-Las Arm
<div style="background-color: #808080; color: white; padding: 5px; display: inline-block; text-align: center;"> CLINICAL USE OT </div> Laryngology	Big Tumors	🔴	🔴	😊	🔴	😐	🔴	🔴	😊
	Biofilm	😊	😊	😊	🔴	😊	😐	😐	😐
	Capillary Ectasia	😊	😊	😊	😊	😊	😐	😐	🔴
	Chordectomy	😐	😊	😊	🔴	😊	😐	😐	😊
	Cysts	😊	😊	😊	🔴	😊	😐	😐	😊
	Epiglottis resection	🔴	😊	😊	🔴	😊	😐	😐	😊
	Glottis carcinoma	😊	😊	😊	🔴	😊	😐	😐	😊
	Granuloma	😊	😊	😊	🔴	😊	😐	😐	😊
	Larynx stenosis	😊	😊	😊	🔴	😊	😐	😐	😊
	Papilloma	😊	😊	😊	😐	😊	😐	😐	😊
	Partial Arytenoidectomy	🔴	😊	😊	🔴	😊	😐	😐	😊
	Polyps	😊	😊	😊	🔴	😊	😐	😐	😊
	Reinke's Edema	😊	😊	😊	😊	😊	😐	😐	😊
	Small Tumors	😊	😊	😊	🔴	😊	😐	😐	😊
Zenker Diverticulum	😐	😊	😊	🔴	😊	😊	😊	😊	

Speciality	Application \ Laser	Fox IV 445 nm	Wolf 445 nm	Wolf 445 nm + FlowControl	Fox 514 nm	Nuvolas	Fox & Fox IV 980 nm	Wolf 980 nm	C-Las Arm
<div style="display: flex; justify-content: space-between; align-items: center;"> <div style="background-color: #800000; color: white; padding: 2px; font-size: 8px;">CLINICAL USE OT</div> <div style="background-color: #800000; color: white; padding: 2px; font-size: 8px;">IN OFFICE USE OPD</div> </div> Phonosurgery	Big Tumors								
	Biofilm								
	Capillary Ectasia								
	Cysts								
	Granuloma								
	Larynx stenosis								
	Papilloma								
	Polyps								
	Reinke's Edema								

Speciality	Application \ Laser	Fox IV 445 nm	Wolf 445 nm	Wolf 445 nm + FlowControl	Fox 514 nm	Nuvolas	Fox & Fox IV 980 nm	Wolf 980 nm	C-Las Arm
<div style="display: flex; justify-content: space-between; align-items: center;"> <div style="background-color: red; color: white; padding: 2px; font-size: 8px;">CLINICAL USE OT</div> <div style="background-color: red; color: white; padding: 2px; font-size: 8px;">IN OFFICE USE OPD</div> </div> <p style="text-align: center; margin-top: 10px;">Oral Cavity</p>	Adenoidectomy								
	Soft Palate								
	Tongue Base Tumor								
	Tonsillotomy								
	Tumor resection ≤2cm								
	Uvulopalatoplastic								

Speciality	Application \ Laser	Fox IV 445 nm	Wolf 445 nm	Wolf 445 nm + FlowControl	Fox 514 nm	Nuvolas	Fox & Fox IV 980 nm	Wolf 980 nm	C-Las Arm
<div style="display: flex; justify-content: space-between; align-items: center;"> <div style="background-color: #c00000; color: white; padding: 5px; font-size: 8px;">CLINICAL USE OT</div> <div style="background-color: #c00000; color: white; padding: 5px; font-size: 8px;">IN OFFICE USE OPD</div> </div> <p style="text-align: center; margin-top: 10px;">Rhinology</p>	Conchotomy								
	DCR								
	Epistaxis								
	HHT								
	Polyps								
	Septum Sporn ablation								